

Primary lithium battery

LS 26500

3.6 V Primary lithium-thionyl chloride (Li-SOCl₂)
 High energy density
 C-size bobbin cell



Benefits

- High voltage response, stable during most of the lifetime of the application
- Wide operating temperature range (-60°C/+85°C)
- Low self-discharge rate (less than 1 % after 1 year of storage at +20°C)
- Easy integration into compact systems
- Superior resistance to atmospheric corrosion

Key features

- Stainless steel container and end caps (low magnetic signature)
- Hermetic glass-to-metal sealing
- Non-flammable electrolyte
- Underwriters Laboratories (UL) Component Recognition
- Compliant with IEC 60086-4 safety standard and IEC 60079-11 intrinsic safety standard
- Restricted for transport (Class 9)

Main applications

- Utility metering
- Automatic meter readers
- Buoys
- Measuring equipment
- Industrial applications
- Professional electronics

Optional upon request

- Low magnetic version

Cell size references

C

Electrical characteristics

(typical values relative to cells stored for one year or less at +30°C max.)

Nominal capacity (at 4 mA +20°C 2.0 V cut-off. The capacity restored by the cell varies according to current drain, temperature and cut-off)	7.7 Ah
Open circuit voltage (at +20°C)	3.67 V
Nominal voltage (at 0.5 mA +20°C)	3.6 V
Nominal energy	27.72 Wh

Pulse capability: Typically up to 300 mA (300 mA/0.1 second pulses, drained every 2 mn at +20°C from undischarged cells with 10 µA base current, yield voltage readings above 3.0 V. The readings may vary according to the pulse characteristics, the temperature, and the cell's previous history. Fitting the cell with a capacitor may be recommended in severe conditions. Consult Saft)

Maximum recommended continuous current (Higher currents possible, consult Saft)	150 mA
--	--------

Storage (recommended) (for more severe conditions, consult Saft)	+30°C (+86°F) max
---	-------------------

Operating temperature range (Operation above ambient T may lead to reduced capacity and lower voltage readings at the beginning of pulses. Consult Saft)	-60°C/+85°C (-76°F/+185°F)
---	-------------------------------

Physical characteristics

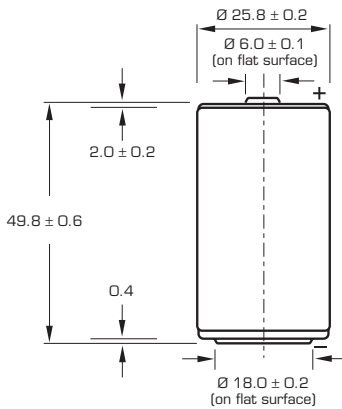
Diameter (max)	26.0 mm (1.02 in)
Height (max)	49.1 mm or 50.4 mm (1.93 in or 1.98 in) depending on finish type
Typical weight	48 g (1.7 oz)
Li metal content	approx. 2.0 g

Available termination suffix

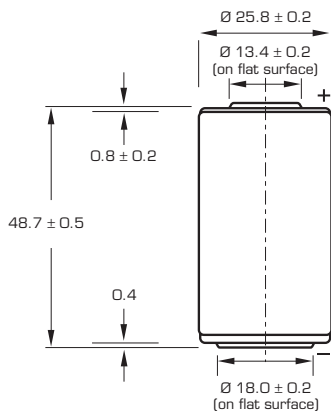
CNR	radial tabs
3 PF, 3 PF RP	radial pins
CNA (AX)	axial leads
FL	flying leads... etc.



LS 26500



Finished version with protruding positive end cap



Finished version with flat positive end cap

Dimensions in mm.

Storage

- The storage area should be clean, cool (preferably not exceeding +30°C), dry and ventilated.

Warning

- Fire, explosion and severe burn hazard.
- Do not recharge, short circuit, crush, disassemble, heat above 100°C (212°F), incinerate, or expose contents to water.
- Do not solder directly to the cell (use tabbed cell versions instead).

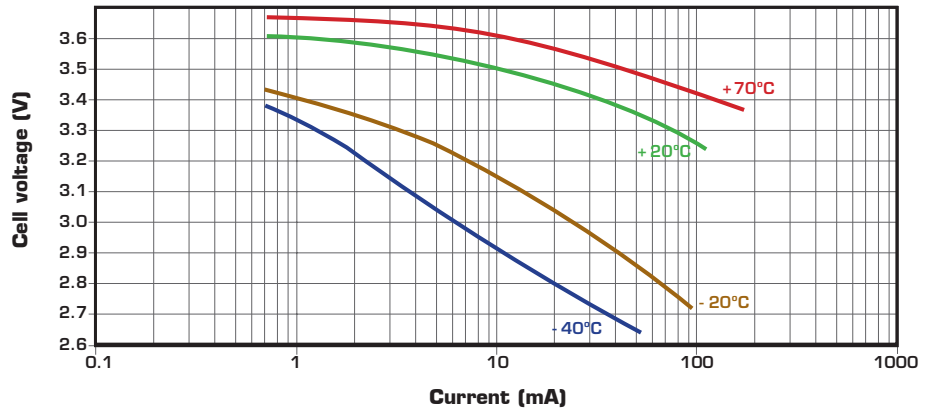
Saft

Specialty Battery Group

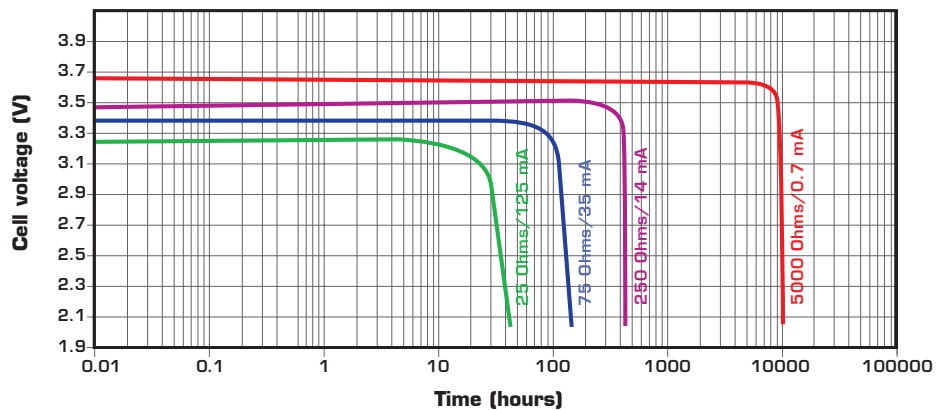
12, rue Sadi Carnot
93170 Bagnolet - France
Tel.: +33 (0)1 49 93 19 18
Fax: +33 (0)1 49 93 19 69

www.saftbatteries.com

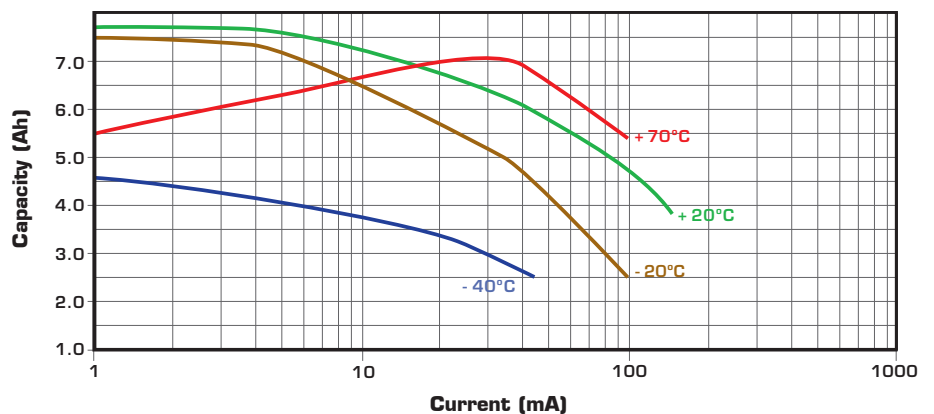
Voltage plateau versus Current and Temperature (at mid-discharge)



Typical discharge profiles at +20°C



Restored Capacity versus Current and Temperature (2.0 V cut-off)



Doc. N° 31016-2-0510

Information in this document is subject to change without notice and becomes contractual only after written confirmation by Saft. For more details on primary lithium technologies please refer to Primary Lithium Batteries Selector Guide Doc N° 31048-2.

Photo credit: Saft

Société anonyme au capital de 31 944 000 €
RCS Bobigny B 383 703 873

Produced by Arthur Associates Limited.



SAFT